



Newsletter July 2023

Dear Members,

It is high summer and, as the harvest season beckons, we are looking forward to seeing the fruits of your calligraphic labours in our forthcoming group exhibition at Arundel Cathedral. Thank you to everyone who has offered to help put the show up on the 14th August.

We hope most of you will be able to get along to see the work on display and please do encourage your friends and family to visit too. We anticipate a good mix of styles and subject matter as we have left this open to individual choice this time around. Do you prefer to have a theme or not? It would be good to know what most of you think about this for future shows.

We are also looking forward to welcoming a very special guest to our AGM in October. Andrew Johnston will be giving us an illustrated talk about his grandfather, Edward Johnston, describing his journey into calligraphy. This will be a zoom meeting again and we hope that as many of you as possible will be able to come.

Some of you will be working hard on the "Italic, Specialist Skills Award" with Gaynor Goffe and we wish you well as you progress through the syllabus. Alongside these long courses, we aim to offer a variety of day-workshops both online and in person and we look forward to seeing the new programme for 2024 this Autumn. In the meantime, we would like to draw your attention to the workshop in November which is a change to our previously

advertised workshop. Julia Baxter will be demonstrating how she breathes life into her highly expressive "Modern Medieval Capitals", using a variety of large writing tools and strong colour. I know Julia is a

very popular teacher and this promises to be an inspiring and fun day. All the details about this are on page 4.


We hear the sad news that some regional groups are having to close down as they do not have enough people to run them. We are working hard to make sure this does not happen to Sussex Scribes and we value your ongoing support. Please remember that the door is always

open for new committee members to join our small team and to share the tasks. Let's keep Sussex Scribes on firm ground, well-rooted and blossoming for many years to come.

And finally, a warm thank you to Peter Garnett who has donated some of his extensive book collection to the group. The proceeds from the sale of the books are to be donated to Sussex Scribes. Peter has been a member of the group since it started and a great contributor to the newsletter over the years.

Cathy Stables & the Sussex Scribes Committee.

Stop Press: We have just heard that Mary Noble has been involved in a car accident whilst on holiday in Scotland. We would like to send her a rejuvenating "Get Well Soon" message from everyone here at Sussex Scribes.



Above artwork by Teresa Stephens

Sussex Scribes

Exhibition 2023

Arundel Cathedral August 14th* - 28th, 2023

We are very much looking forward to our exhibition this coming August – our first group exhibition for two years.

The exhibition will be in the baptistry of our favourite venue, Arundel Cathedral, and will be part of the Arundel Festival which should be in full swing and fully recovered from the covid years. Look out for our listing in the Arundel Gallery Trail brochure. www.arundelgallerytrail.co.uk

You will be able to collect your work at the end of the exhibition from the venue. We are planning to take it down at 5pm on Monday 28th August.

If you would like to arrive a little earlier, we are meeting at 3pm in the exhibition space for a refreshment nearby so please do come along for that too if you can.

We will be creating an online version of this exhibition on our website. This is a great way to showcase the work to a wider audience. Please send in your jpeg files of any work you have submitted for the show in Arundel to Helen: hemgee22@gmail.com so that they can be included.

**Our exhibition starts earlier than the Arundel Festival.*



Arundel Cathedral Show, 2021

Sussex Scribes AGM 2023

Save the Date:

Saturday October 14th, 2-4pm on zoom

This year we will be welcoming a very special guest speaker:

Andrew Johnston

Andrew will be giving us an illustrated talk about his grandfather, Edward Johnston, from his early life through to his successful career as calligrapher and teacher.

Sussex Scribes Workshop Programme for 2023



September 16th, 2023

Specialist Skills Award Part 2, Italic with Gaynor Goffe (zoom)

October 14th, 2023

AGM with guest speaker, Andrew Johnston
This will be live on zoom, 2-4pm

November 11th, 2023

Modern Medieval Capitals
with Julia Baxter (live on zoom + recording)
More info on next page

We are currently putting the finishing touches to our exciting new program for 2024. Full details will be published in our October newsletter and on our website.
www.sussexscribes.co.uk

Workshop Venue

Please note, our main venue for in-person workshops is Broadwater Baptist Church, Dominion Road, East Worthing, BN14 8JL.

Most of our workshops are suitable for beginners unless the tutor suggests you need to know a script beforehand. We welcome new members and non-members to all our workshops.

If you have any requests for workshops you would like us to run, please contact Mariette. She would love to hear from you.

See right for full terms and conditions.

Workshop Bookings

T's & C's for workshops in 2023

Our bookings person is Lynda Marsh. Please contact her by email to reserve a place on a workshop:

lyndamarsh2013@gmail.com

We welcome non-members to most of our workshops but priority will be given to members if demand is high for a particular workshop.

Please note that the workshop price varies depending on if it is a zoom workshop, in person or a "Member's Special".

Only when the full payment has been received will your booking be complete and a place reserved for you.

We would prefer it if you could pay by bank transfer - please identify the payment you make with your name.

**account number 53122093
sort code 20-20-65**

Cheques should be made payable to "Sussex Scribes" and be dated two weeks ahead of the workshop date. Please send to **Mariette Hardman, Weald Chase, The Street, Bolney, W.Sussex, RH17 5PF** and include your name, workshop and email address.

Cancellations:

To cancel your booking please notify the bookings officer (Lynda) **at least one month** in advance of the workshop. Your booking fee will then and only then be refunded in full.

If you have to cancel your booking less than one month before the workshop date, Sussex Scribes can only refund you in full if your place can be filled from the waiting list.

If Sussex Scribes have to cancel a workshop, your fee will be refunded in full.

Modern Medieval Capitals with Julia Baxter

Saturday November 11th, 10-4pm approx

Cost £20 members/£25 non-members

This will be a zoom workshop and replaces the one we originally scheduled for November.

The workshop will be recorded.

An exploration workshop of the pen-written Gothic capitals, with all their flamboyance and character, which are perfect for modern Gothic.

This workshop focuses on their main elements, including a re-cap on capitals and looking at their lively and expressive possibilities. We shall bring new life to them with aspects from the past but also involving multiple medieval colours with gestural movements, creating a lively abstract design.

Suitable for all levels

Materials

- A3 Layout Pad
- Writing board (slightly larger than A3)
- Masking tape 1"
- Pencil, tee-square and ruler
- Automatic pen size 4* and other large size nibs such as Speedball size C-0 and Automatic size 5
- Ruling Pen (technical or folded)
- An A4 piece of either grey card or mount board (accompanying scalpel and small cutting mat)
- Black gouache paint or black calligraphy ink (whichever you prefer)
- Gouaches in a range of colours that at least include the primaries. Other paint colours such as watercolours, acrylic inks and Bister Inks are optional
- Mixing palettes (ice cube trays are great !)
- A couple of saucers
- Brushes for mixing paint, loading pens and painting (include some small sizes)



Bookings

If you would like to book a place on this workshop please do so in the normal way:

1. Contact Lynda by email to put your name on the list:

lyndamarsh2013@gmail.com

2. Send a cheque to Mariette or make a bank transfer to secure your booking. *Details for this are on p3.*

- Water pots
- Sheets of watercolour paper (preferably 300gsm & the whiter the better) in a variety of surfaces and sizes including HP, Not and Rough
- Transfer Gold Leaf and size (optional)
- Metallic Gold Gouache and/or Finetec (optional)

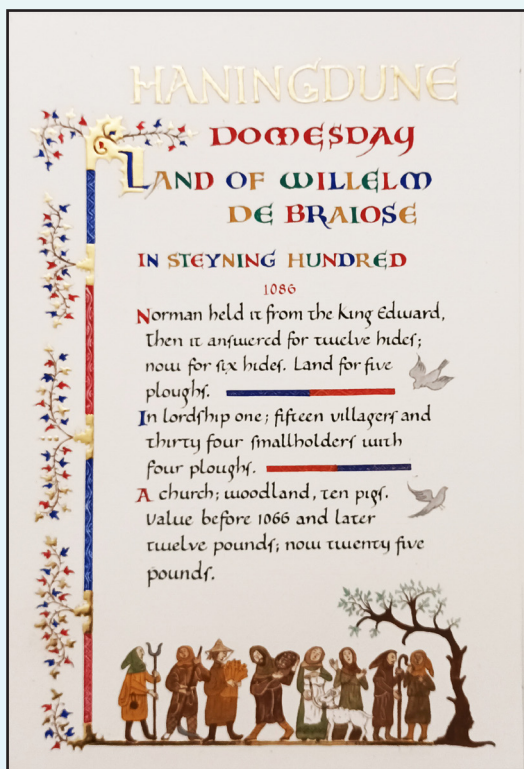
** We will begin with size 4 Automatic and other sizes are introduced later for exploration.*

Calligraphy at St Botolphs



**Saturday May 27th
2023**

We had a lovely day out to St Botolph's church in late May writing ancient letters in the wonderful atmosphere of this Anglo-Saxon church. Sadly, the local cafe had relocated to another venue for the day but we still managed to get quite a few visitors who showed a lot of interest in what we were doing.



Everyone had brought at least one piece of work which we displayed in front of the altar, back lit by the colourful stained-glass windows.

The church is open every day to visitors and cared for by the Church Conservation Trust and the Friends of St Botolph's. We would like to thank them for letting us borrow their beautiful church for the day.
Helen

Left: Haningdune

This special piece of lettering was made by Janice to give to the Friends of St Botolphs by way of a thank you. The text comes from the Domesday book.

Workshop Review

May 2023

Terrific Tunnel Books Workshop with Jan Pickett

Just a glance at the wonderful examples of tunnel books, which Jan had on display, whet our appetites for this workshop. The books, with their 3D effect allowing the viewer or recipient to 'take a peek' inside, looked so creative, intriguing, unique ... and tricky!! How would we get on?

"It will be fine," we were assured, "you just have to be accurate!"

For me it is always a joy to watch and listen to someone who, like Jan, is hugely talented and passionate about their craft. As we gathered around the table to watch and learn, the anticipation mounted.

Having seen the myriad of possibilities for the finished project, we set to work measuring and cutting accurately our five or so pieces of card of identical size, with ever narrowing cut or torn apertures. All the while, thinking of our design and how we might achieve it. Jan was always at hand with a cheery smile, a suggestion and a handy tip.

From time to time, we reconvened for the next stage of instructions and demonstrations. The concertina side pieces with 'lugs' (new word for me!) to slot and glue the 'pages' of the book together were perhaps the most testing of our dexterity and patience!

Not only did we learn the techniques for making tunnel books but a wealth of other skills and ideas: blending watercolour pencils successfully, using pastels to decorate pages, drawing spirals, making rubber stamps and using them to create patterns...

Heads were down and minds were focussed in the afternoon, motivated by the twin desires both to finish the books we had started and to take the opportunity to try out some of the wealth of techniques Jan

had presented to us.

Huge thanks to Jan and to all who organised this, my first ever in-person workshop with Sussex Scribes. It energised and inspired me and, to quote one of the attendees, "I will take away enough ideas to keep me going all year!"


Kathryn



Above: a display of all the books made by workshop participants on the day

Workshop Gallery - Tunnel Books

Some times a teacher is so inspirational, that you can't stop when you get home. Here are some of the follow-up pieces of work from people who attended Jan's workshop in May, including a wonderful photo of Jan by Teresa. Now you don't get that on Zoom!



Above: Tunnel books by Kathryn Harris

Right: Tunnel book-card by Mariette Hardman



Above: Tunnel book by Helen Gibbs. This version used bister inks, bone script and ended up about 30cm square.



Zoom Workshop with Gaynor Goffe SSA Italics Part 1

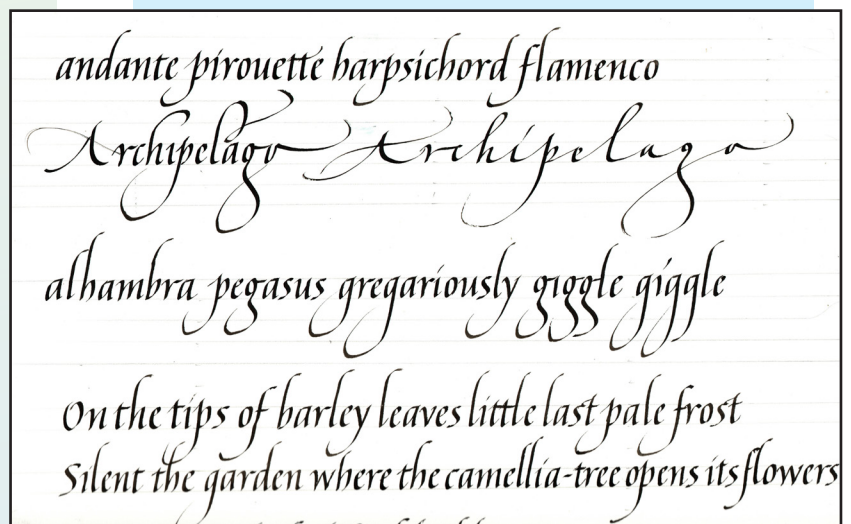
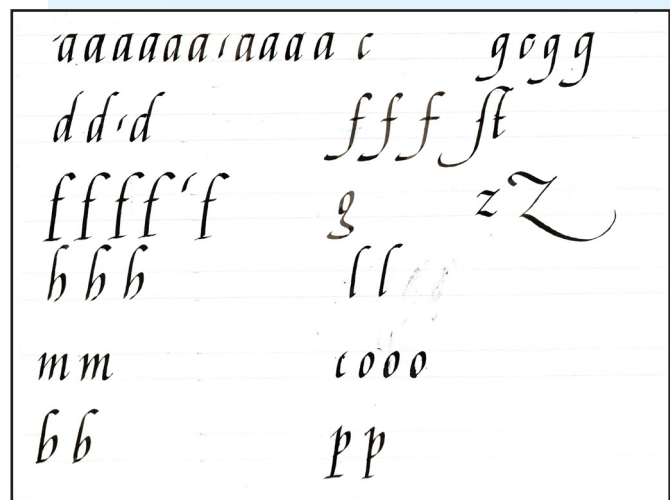
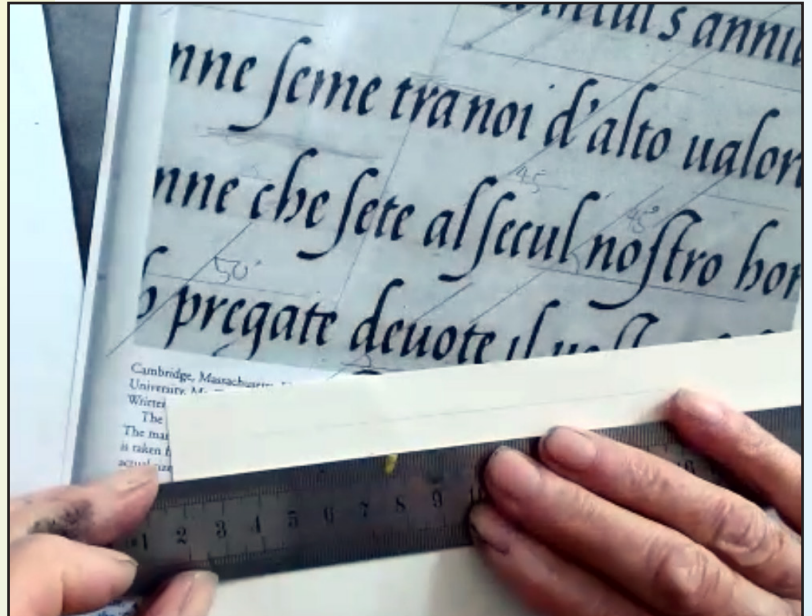
We started our new “Specialist Skills Award in Italics” with Gaynor Goffe in June and it promises to be challenging but fascinating. Gaynor’s love for italic letters was more than apparent during the first lesson as she seemed able to just write letters all day long, barely pausing for a fresh cup of tea to refuel. She was an inspiration to us all and her quiet passion for the script was easily transmitted across the zoom airways.

The morning session was dominated by an analysis of the script by Bernardo Cataneo, who in 1545 wrote a 20-page copy book for his calligraphy students at the University of Siena. An enlarged image of one of the pages of the Cataneo MS can be found in Stan Knight’s, “Historical Scripts”. We looked in detail at the individual letters, learning their forms at first by copying and then settling them into our own hand.

In the afternoon, we created the few letters that were missing from the original exemplar, notably the j and the w and then we started to drop the nib sizes down from a Mitchell’s 2, heading towards a Mitchell 4. All the while we were reminded to observe the subtle details of the script. We looked at a few awkward letter combinations and Gaynor had a moment (encouraged by us) when she allowed herself to loosen up and flourish a bit which resulted in some particularly flamboyant “g’s”.

500 years is a long time, but the beauty of this script remains, inviting anyone who notices it to be inspired and to make some time to study it.

Helen



Workshop Review

Black & White with Mary Noble July 2023

I am a new to Sussex Scribes and, as this was my first workshop, I approached it with a little trepidation. I need not have worried. Broadwater Baptist Church was easy to find with plenty of parking, which was a good start. The venue was comfortable, clean, with good facilities and lighting and the welcome from the organiser, tutor and fellow students was warm and friendly.

The workshop started promptly, and Mary provided an interesting work-pack. We started with large black letters and how minimalist in shape they could be but remain readable. We then investigated skeletal letters focusing on the spaces in between, glimpsing the design possibilities that they held while still being readable.

The next step on our journey was to play at a layout within a frame, imagining blocks of text and how to create pleasingly balanced alternatives. Our work-pack included a pre-prepared sheet of A4, white with bold black brush strokes of varying strength. Our next task was to frame a section of visual interest, to determine the point where the eyes were drawn with a view to adding text and then considering the style and colour of that text.

Before lunch we were required to harness our inner extrovert – experimenting with scripts and weights to convey loud shouty words. We then broke for lunch and returned to the same exercise but now the objective was to convey quieter whispery words. It was great to just play with the pens and styles that I would not have ventured to try before.

Then came the hard work – applying this newfound understanding to a short phrase of our own choosing, experimenting with weight and



contrast of black and white inks and paper to make sure that the result was a piece of well-balanced art with an unambiguous message. Not as easy as it seemed!

The time passed far too quickly, and this was due to Mary's interesting, thought provoking and encouraging tutelage together with a friendly set of attendees happy to review our work throughout the day, offering constructive feedback all the way.

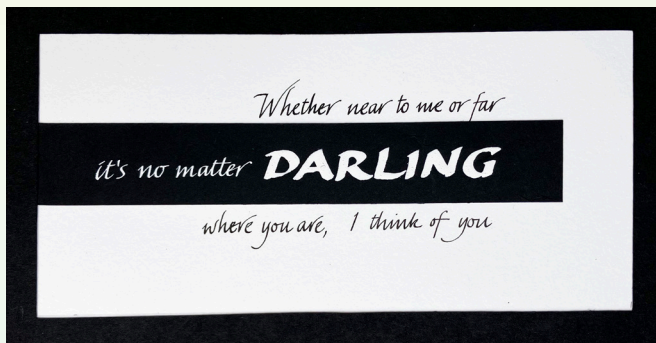
Mary also gave us plenty of tips on how to use the paints, inks and paper so I learned much and would not hesitate to recommend this workshop to anyone who is not sure whether to give it a try or not.

Jill Collyer

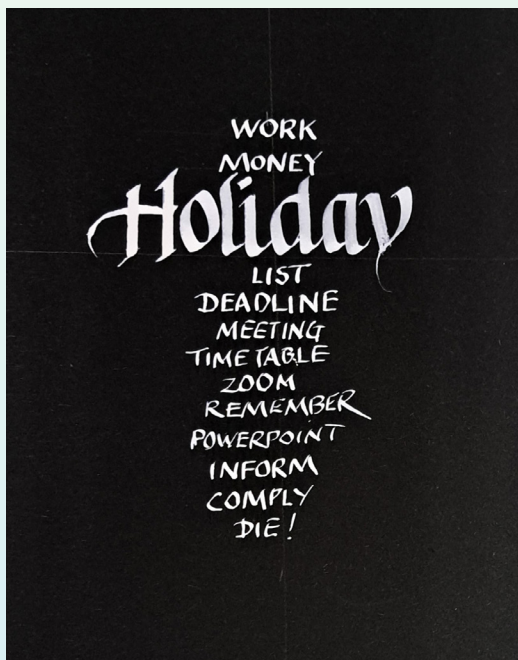


Workshop Gallery B&W

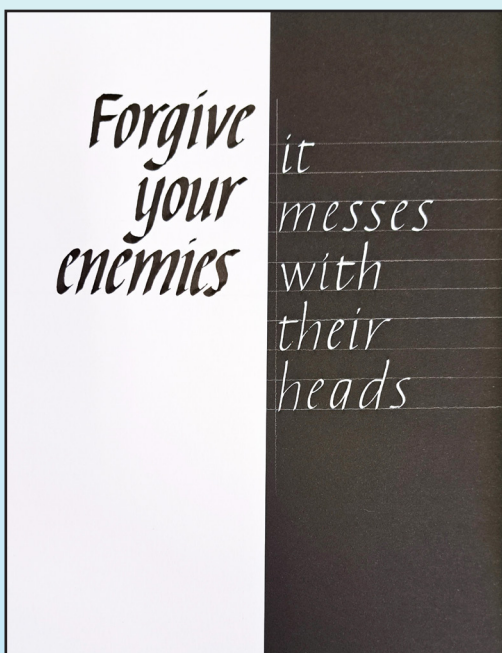
All That Glitters



Teresa Stevens



Jill Collyer



Mariette Hardman




I recently travelled to Aylesford Priory in Kent for a residential weekend course taught by Toni Watts on the topic of "Gold Borders". The surroundings were inspiring, the company and tuition were fabulous, the bedrooms a little basic (no en-suites but loo and shower down the hall) and a good time had by all.

Toni is a fun and generous teacher, who explained much about the intricacies of adding bling to our work. We learned about gesso, miniatum and gum ammoniac, powdered, shell, loose leaf and transfer gold, yellow, white, green and rose gold, schlag and other lovely shiny stuff!

We spent much of the first day on trials, and design, then the second day on executing one or more pieces of work with borders and/or motifs using gold in some way or another.

For my piece I decided to use gesso for my capital letter, miniatum for the gold lettering, and gum ammoniac for the border sections, and I am rather pleased with the way it worked out. I'll add a mount and submit it for our Arundel exhibition in August. *Mariette*



A new book by Benjamin Myers is a modern retelling of the story of St Cuthbert.

In the first part of the book, Myers uses poetry, prose and quotes from historians to give us a sense of what happened to the body of St Cuthbert and the monks who carried him on the journey from Holy Island to Durham Cathedral.

The author also creates the voice of the saint speaking from beyond the grave. Here, St Cuthbert describes something of what he loved about the rocky outcrop he lived on close to the main island of Lindisfarne:

*"At the highest point of this
half-acre plot there grows
a scant patch of grass and clover
so green in the ocean
I call it Paradise."*

I found some of the writing to be exceptional and the experimental format is both challenging and stimulating.

The second part of the book seems to centre on Durham Cathedral so I am going to save that for a future trip to the city.

This is a great read for anyone who loves reading about early history and St Cuthbert. It is a pretty thick book so would keep you going through a long holiday. *Helen*

*"Cuddy" by Benjamin Myers
Bloomsbury Publishing 2023*

Member's Pages

Calling All Calligraphers!

Do you enjoy calligraphy, or would you like to learn more about it?

LAVANT SCRIBES is a group of like-minded people who meet weekly on Thursday afternoons at Lavant Village Hall, near Chichester, between 1.30 and 5pm.

We either work on our own projects or join in with a group project, all in an unpressurised, friendly environment.

Our group leader is Jan Mehigan, who is always happy to help out with advice and guidance. Although, strictly speaking, we are not a tutor-led group, but this could be changed if necessary.

Our Autumn "term" will start in late September or early October and we would welcome new members. If you would like further information, please email Jan on: janmehigan@gmail.com or telephone: 02392 463896.



Above: from Cuddy's "paradise" towards Lindisfarne, with St Mary's Church and Priory ruins in the background.

Member's pages - Open House in Brighton

This May, by kind invitation of Megan Maksimovich and Ewan Clayton, I took part in their Open House during the Brighton Festival.

It was great fun. To spend any time in Ewan's studio is always splendid but to actually display one's own work for public view was extra thrilling.

Not having a body of framed work ready to hand, I spent a few frantic evenings emptying old frames I'd had tucked away and filling them with various pieces of calligraphy. I finished and prepped a huge selection of cards and gathered together a hotch-potch of other things to exhibit. Megan had organised everything wonderfully and when the big day came we were all ready for visitors.

I've been to a lot of Open Houses myself and while I really enjoy them, they are sometimes a bit 'shoppy'. Megan had arranged hers differently and there were pieces to look at and buy of course (I sold three - what a thrill) but there were also things to do and watch. Megan was doing calligraphy on the front desk, Nigel was running an interactive project upstairs, Ewan's cypher roughs for Queen Camilla were on display and I was making and helping others make, book marks. All this AND free tea and coffee to enjoy in the cosy kitchen.


We had a good stream of people (including Helen and Mariette), all interested in calligraphy and most were eager to sit down and chat about the work and the process. Such interesting people with so many interesting stories to tell. They all commented on the warmth and welcome of the house; it really is an



Above: Ewan and Megan in the studio.



Below: framed pieces by Patti Griffiths.



extraordinary space.

We were open for two weekends, only one of which I could attend. The time passed so quickly and I have my fingers crossed that we can do it again.

Patti G

What's On

Arundel Festival and Gallery Trail

August 18th - 28th

Sussex Scribes are at Arundel Cathedral

Visiting hours are: Monday – Saturday
10.30am-4.00pm, Sunday 12.30pm – 4pm.

"World Calligraphy Day"

August 16th, 2023

Do something special!

CLAS Festival of Calligraphy

August 13th - 19th, 2023

www.clas.co.uk

"Heraldic Art, Calligraphy & Illumination"

August 21st - 26th, 2023

www.claridgehouse.org.uk

"Signs of the Seaside"

Exhibition at Ditchling Museum

Until September 3rd, 2023

www.ditchlingmuseumartcraft.org.uk

"Artists Making Books: Poetry to Politics"

Exhibition at the British Museum

until 17 Sep 2023

Courses at West Dean College

Lettercutting in Stone and Slate

with Tom Perkins , September 21st - 24th

Create an Illuminated Letter

with Cathy Stables, November 20th

Paper Marbling - Introduction

with Louise Brockman
November 29th

More courses and details
on their website:
www.westdean.org.uk

"Celebrating Hampshire"

This exhibition can now be seen on the
website of Hampshire Calligraphers at
www.hampshirecalligraphers.co.uk



South London Lettering Association presents
ANNUAL CALLIGRAPHY EXHIBITION 2023
Celebrating its
25th Anniversary

SILVER REFLECTIONS

GALLERY 101
at The Salvation Army International Headquarters
101 Queen Victoria Street, London EC4V 4EH

18-29 September 2023 Weekdays 8am-4pm
Launch Night - Monday 18 September, 6-8pm
EVERYONE IS WELCOME!
(Exhibition ends Midday 29 September)

Also exhibited, a mural 'Milestones' highlighting memories of the SLLA
since 1998 arranged with **The Map of the London Boroughs**

  South London Lettering Association
www.southlondonlettering.co.uk

ADMISSION FREE

South London Lettering Association

25th Anniversary Exhibition

"Silver Reflections"

18-29th September 2023

8am-4pm, Mondays-Fridays only

Gallery 101, 101 Queen Victoria Street,
London EC4

East Surrey College

Calligraphy For Beginners

A ten-week course starting on
September 19th, 2023

Heraldic Art Calligraphy & Illumination

Ten weeks starting September 22nd

www.esc.ac.uk

Back Page



Thank you to Angie Hatchett for sending in this beautiful piece of work for our "Back Page Gallery". This is a space for member's to display small pieces of lettering.

Angie made this one especially to fit this space but you may already have something good to go - please do send it in.

If you want to keep it seasonal, the next newsletter will be sent out in the Autumn.

Sussex Scribes
Find us on Facebook



Thank you to everyone who sent articles and photographs for this newsletter.

The next newsletter will be sent out at the end of October 2023. Please send any copy to Helen Gibbs: email hemgee22@gmail.com

Copy can include: write ups of workshops, exhibitions, calligraphy projects and anything else you would like to share with the group.

Copy deadline October 15th, 2023

Your Committee

Chair: Cathy Stables
01243 782240

Secretary: Denyce Aresti

Bookings: Lynda Marsh

Newsletter/ Membership:
Helen Gibbs

Treasurer/Programme:
Mariette Hardman

Committee Members:
Positions vacant

www.sussexscribes.co.uk



@sussex_calligraphy