



SUSSEXSCRIBES

Newsletter January 2021

Dear Members,

We'd like to take the opportunity of this newsletter to wish you all a happy, healthy and hopeful new year. It's been a challenging start, but things can only get better, in all ways!

We start our calligraphic year with a demonstration via Zoom by Simon Sonsino in February, which will be free to members (it's looking better already!), but places are limited to 15, so book early to avoid disappointment. Simon will return for a proper workshop when things return to normal.

In another change to the program, Mary Noble will provide our first workshop of the year via Zoom. It costs a very reasonable £10, and an opportunity to learn how to use Zoom if you haven't got to grips with it thus far. With all the online classes that have sprung up since the pandemic, this could open up a world of calligraphic opportunity for you!

We would also like to thank all of you for your renewed memberships and for some generous donations which are helping to keep us afloat.

As we are starting to put together our workshop program for 2022, we would look forward to receiving any ideas or requests for workshops that you might have. Send your ideas to any member of the committee.

We have a full program for 2021, and much to look forward to. This includes our next exhibition, which we hope to hold at a venue in August (TBC), and entitled "Lockdown". (See page 2 for more details)

We will look forward to seeing you all in person once again. Until then, keep safe and keep writing.....

Cathy Stables and the Sussex Scribes Committee



Weathergram by Tina Warren

Sussex Scribes Program & Exhibition 2021

Sussex Scribes Program for 2021

(details for all these workshops are also on our website at www.sussexscribes.co.uk)

(Friday) Feb 12th	Textual Art (Zoom Demonstration)	Simon Sonsino	page 8
(Sunday) Mar 14th	Carolingian (Zoom workshop)	Mary Noble	page 9
May 8th	Pen-made Decorated Capitals	Gerald Mynott	page 10
June 19th	Certificate of Skills: Copperplate 1	Joy Daniels	pp11- 12
July 10th	Modern Gothic Capitals	Julia Baxter	page 13
Aug 7th	Case Binding	Helen Gibbs	
Sept 4th	Certificate of Skills: Copperplate 2	Joy Daniels	
Oct 9th	AGM with Guest Speaker, Helen Gibbs		
Nov 20th	Golden Illuminations	Jan Mehigan	

Venues TBC. We are taking bookings for these workshops but please bear in mind that we may have to make changes to the program due to the ongoing Covid situation. If we have to cancel or postpone a workshop all monies will be refunded. Booking forms are at the end of the newsletter.



Sussex Scribes Exhibition August 2021

We are planning to hold an exhibition of members' work in August this year. If the Covid restrictions have eased, we would like the venue to be Arundel Cathedral, but if it's not possible to have a live exhibition then it will be on our website like the one in 2020.

The theme will be (no surprise!) 'Lockdown', which should give plenty of scope for creativity. The inspiration could be people, events or words that you found uplifting or consoling; things you particularly missed, or realised you didn't miss at all! Or it might simply be a piece of work that you completed during lockdown, and were pleased with. Focussing on the art of writing can be a sort of mindfulness which helps at times of stress.....

The closing date for entries will be the end of July and further details of venue and how to submit your work will be in the next newsletter. Open to all members of Sussex Scribes. *Lynda*

Snippets

Heraldic Art, Illumination and Calligraphy

at Claridge House, Lingfield, Surrey

August 9th - 14th, 2021

Tutor : Gerald Mynott

Cost £795 for vegetarian full board and en-suite accommodation.

Contact Gerald for more info 01273

604692 and www.claridgehouse.org.uk

CLAS is now running online courses for beginners in a few different scripts:

Formal Italic, Foundational Hand, Angled-Pen Uncial, Copperplate Lower Case and Copperplate Upper Case. £40 for members.

More info www.clas.co.uk

Join CLAS - 25% reduction for first time members www.clas.co.uk

The CLAS AGM has been moved online via zoom this year.

March 6th, 2021, 2-4.45pm. Open to all and free but register attendance in advance. www.clas.co.uk

The Sherbourne Missal

"Moving Pictures" is a series on Radio 4 that offers listeners the chance to look in detail at a great work of art. Available on BBC Sounds to listen again. Last November they featured The Sherbourne Missal.

SSI Capital Letters Day

Saturday 17th July 2021

10.00 – 16.00

at Goodenough College,
Bloomsbury, London, WC1N 2AB

Tickets in advance from the SSI website
www.calligraphyonline.org

Scribblers have created an online ruler for line spacing - a sheet you can print off and place underneath lightweight paper. You can design it to any size of line spacing your heart desires.

(I found it was best to download the pdf first then print from that.)

scribblers.co.uk/guideline-generator



"In Conversation With"

Patricia Lovett and the Heritage Crafts Association are running monthly lectures with "lettering luminaries" throughout 2021. They will be held live on Facebook or you can see recordings of them on the Heritage Crafts Facebook page at a later date. Coming up...Tom Perkins on February 24th at 7pm.

More info at heritagecrafts.org.uk

John Stevens

John is running live courses from the USA. Subscribe to his newsletter from his website at johnstevensdesign.com to be amongst the first to hear of his classes.

Dennis Brown

Offers classes in "Celtic Masterclass" and "Polyrhythmic Italic".

More info at www.quillskill.com

Gaynor Goffe offers correspondence courses for students of all levels. Each course consists of four lessons which students can undertake at their own pace. Lessons and work for marking are sent by email or post.

Topics include Italic, Foundational, Uncial, Roman Caps, Sharpened Italic and Cursive Italic. Gaynor will also support students who want to apply for CLAS diplomas. Cost £75 for each course.

Contact Gaynor by email: gmgoffe@hotmail.com and more details on her website at www.gaynorgoffe-calligraphy.co.uk

"Great value and a convenient way to learn with an experienced teacher."

Gallery of Christmas Cards

*A selection of cards designed by
members of the group...*




Betty Overy

**RING OUT THE OLD, RING IN THE NEW,
RING HAPPY BELLS ACROSS THE SNOW:
THE YEAR IS GOING, LET IT GO;
RING OUT THE FALSE, RING IN THE TRUE.**

Mariette Hardman



Tina Warren



Angie Hatchett



Verity Adams



Irene Willard



Dianne Heddy



Cathy Stables



Teresa Stephens

Love and joy come to you, and to you your
was hael
too, and god bless you and send you
~ a happy new year ~

Janice Simmonds

Five Go Viral

At CLAS festivals in recent years I became friendly with four lovely ladies, Jenny from Shropshire and Juliet, Sarah and Susan from Yorkshire. During the first lockdown we started writing haiku - one every day for each of us, sharing them via a WhatsApp group that we named "Five Go Viral". We also started to meet via Zoom occasionally for a day of calligraphy – we write, chat and laugh a lot on those days, it helps to pass the time and keep us positive.

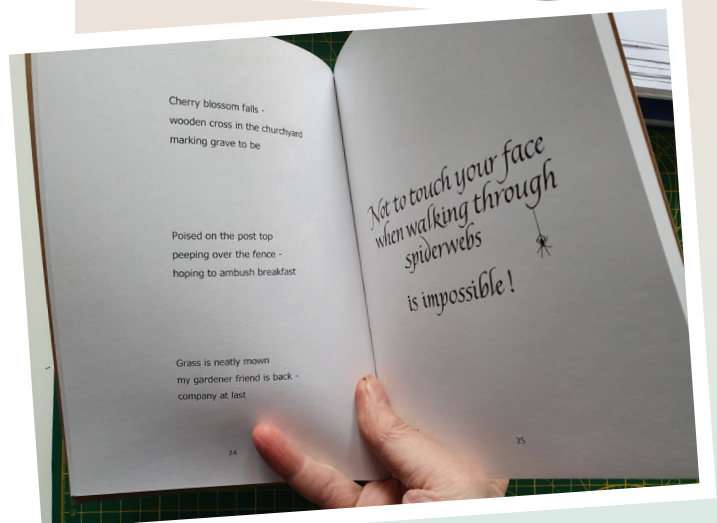
Then, in the autumn, the suggestion came up to put some of our haiku together in a small book that we could get printed and use for presents. What a great idea – but how to go about it was an interesting challenge.

Sarah found a printing company online – there were very specific instructions on lay-out and formats, so she became our "editor". We decided to have 6 chapters, one each for every month between March and August. We then each committed to picking approximately 20 haiku from our own scribbles, doing one or more of them in calligraphy for illustrations, and slowly the plan grew.

In an ungarded moment I mentioned a logo and was promptly tasked with designing one (eeks!). Then we had meetings about practical things like consistent punctuation, formatting, page number placement, indexing, cover lay-out etc. All these became important in making sure that the output looked professional and inviting. The final file was checked again and again before finally uploading it to the printer's website in late November...

What a wonderful day when the books turned up, looking exactly as we had planned! They have been sent to family and friends, who have all loved receiving them.


Mariette



Quiz Night

Last December we hosted a "Quiz Night" on zoom. Here is a selection of the questions for those of you who couldn't attend:

1. If majuscules are capital letters, what are lower case letters sometimes known as?
2. How many scripts are there on the Rosetta Stone? Bonus points for each one you can name.



3. This is a page from the St John's Bible but who was the calligrapher in charge of the project?
4. In medieval manuscripts, what do you call a large capital letter at the start of a paragraph that contains a picture of an animal, person or bird for example?
5. In which year was the Society of Scribes and Illuminators founded?
6. What is the pen angle for italic script?
7. Name the German type designer and calligrapher who died in 2015. Palatino and Optima are amongst his best known typefaces.

8. What do we call the study of ancient and historical handwriting?

9. Who designed these coins in 2013?



10. Name these scripts that have had their vowels removed:

TXTR QDRT
CRLNGN MNSCL
NGLSH RNDHND

11. Who am I? I was born in 1904 in Kent. I studied calligraphy with Edward Johnston and became his assistant in 1928. Donald Jackson and Ann Hechle were students of mine. This is a piece of my writing....

I asked the earth
and that answered me: I am not it;
and whatsoever are in it made the
same confession. I asked the sea &
the deeps, and the creeping things &
they answered me: we are not thy God,
seek above us. I asked the fleeting
winds, and the whole air with his
inhabitants answered me; That
Anaximenes was deceived; I am not
God. I asked the heavens, the sun and
moon and stars. Nor, say they, are
we the God whom thou seekest.

Answers on the back page.

My aunt in the Netherlands sent me a cutting from a newspaper that I think you might find interesting.

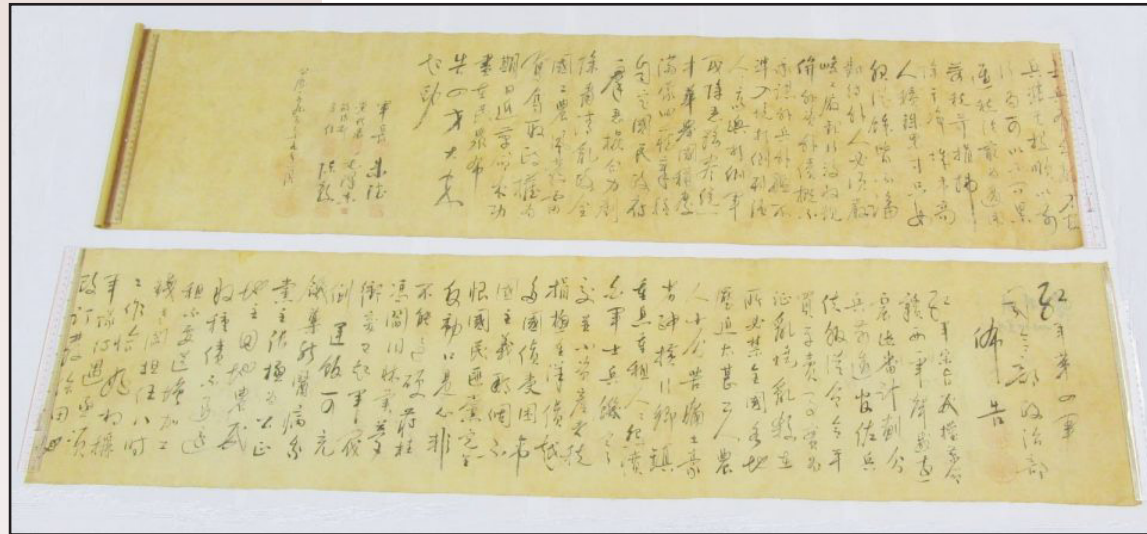
It starts with the header: **“Man From Hong Kong Tears Up A Rare □250million Scroll of Mao’s Calligraphy”.**

The article goes on to say that in September the man bought a nearly 3 meter long piece of calligraphy with the characteristic script of chairman Mao Zedong at an art and curiosity market. He paid the equivalent of □55, and therefore assumed that it couldn’t be anything but a fake. So, he didn’t give it any special treatment, and since it was rather long, he tore it in half.

It turns out that this was *the* most valuable piece stolen on September 10th in the largest art robbery in the history of Hong Kong. A number of Mao’s scrolls as well as antique coins and 24,327 stamps were taken from the home of a Hong Kong collector. He was not at home, but stuck in mainland China after travelling there in January due to Corona virus travel restrictions. After hearing of the theft on tv the man gave himself in to police and was released on bail.

Apparently pretty much every Chinese person knows and admires the handwriting of Mao, who adored calligraphy. Asian traders and collectors are known to pay astronomical amounts for even scrappy bits of paper that have his scribbles written on them. The rest of the stolen items remain missing....

Mariette



My husband bought this drawing board for me for a birthday present in 1987 because he knew I liked calligraphy. I joyfully used it for that purpose for about 2 or 3 years but with two small children and a new business I didn’t get to use it much.

We moved house and had nowhere to put it so it went behind a wardrobe. We moved house again and it enjoyed better surroundings for about 6 years but as the children got bigger we, once again, had nowhere to put it so it went in the attic where it stayed, dressed in cobwebs and dust for 20 years.

The children are now great big adults who no longer need the room so it has been liberated, cleaned, and looks as good as new and I’m really looking forward to using it again. Great things come to those who wait. Patti



An Online Course with Els Van Den Steen

Roman Capitals

So many calligraphy teachers have started to discover online teaching that the offerings can be overwhelming but I couldn't resist doing this 3-week course on "Roman Capitals" with Els Van Den Steen in early December.

Having done "Mouse Roman" with her earlier last year I knew I would like Els' style of teaching; she makes time for detailed demonstrations so you don't feel rushed. Also, Els promised us a nice Christmassy project that we could work on with our practice papers.


Whilst I couldn't attend the classes at the appointed time due to work commitments I was sent a link to the replay video every week that I then worked through. We uploaded homework in a WhatsApp group and received individual feedback from Els via email, which was very precise yet encouraging.

In the first week we studied the skeleton letters and proportions of Roman capitals, a useful reminder and something I still struggle with – more practise required! Then in week 2 we used two pencils tied together with elastic bands to outline the structure for large capital letters, before we moved onto week 3 using our broad-edged nibs to write our letters.

In each week, as part of our homework, we created a page for our final project that was then bound together and folded to create this festive structure.

Roman capitals are difficult, and I am not convinced I'll ever feel comfortable with them (I get so disillusioned that I never spend enough time on them - I know, vicious circle), but every time I am reminded again of letter proportions and relations and that is useful in my calligraphic journey....

Mariette



Textual Art with Simon Sonsino

Friday February 12th, 2021

1pm - 3pm on zoom

*** Free to members but limited space
so please book in advance ***

In this two-hour demonstration, Simon will be showing us a number of Textual Art techniques that can easily be applied using very simple tools - no calligraphic experience necessary!

He will be showing us a selection of techniques from both of his books, together with examples of his work, to illustrate how these techniques can be incorporated into larger pieces and inspire you to create your own. It's all about creating layers and depth and to emphasize that some letters and words are meant to be seen and not read... illegibility and readability are not the same thing.



"The main message I like to get across in my workshops is that there are no rights or wrongs in Textual Art. As soon as you introduce rules you introduce pressure; as soon as you introduce pressure you remove pleasure; and if there's no pleasure, then what's the point?"

As we embark on the techniques ahead, let me emphasise that it's the depth in Textual Art that's one of the most important aspects to strive for. Because without this depth there is little interest on the page – the image feels flat and allows the viewer to glide by without a glance. Instead, Textual Art must keep revealing itself at every new visit. It's this depth I endeavour to incorporate into every new piece because this in turn brings two unique things to each piece of art you create: Impact & Intrigue."

Techniques Covered (time permitting):

One Down/One across, Virtues of the Craft Stick, Hide & Seek, Neuland: Variations on a theme, How to make and use a Folded Pen, Dappled Shade, Speed Lines (wet and dry), Pipette Crochet, Bullet Holes, Tiling, The Bottle Pen, Stone Wall: Blocks & Letters DryWetDry: Shapes with Water, Bring Elements Forward (or push them back) Over the Edge, Virtues of the Moustache Comb

BOOKINGS

**To book a place on this zoom demo,
please send your name to:**

Helen at hemgee22@gmail.com

**Places will be secured on a first
come, first served basis.**

Please only book when you are sure to attend.

Carolingian Old and New A Sussex Scribes Zoom Workshop With Mary Noble

**Sunday March 14th
10am - 4pm**

Cost £10 members/£15 non-members

The day will start with a zoom session from 10am until 11.30, followed by a break for you to work through the tasks set by the tutor. We will reconvene on zoom at 3pm for feedback, show & tell and any demonstrations for clarity.

The morning session will be recorded and the link available for 1 week.


Once you have booked, you will be sent a link to the Zoom class and handouts to print off to use on the day.

Carolingian is a beautifully legible script, designed to be clear at small sizes, a true 'book hand'. We shall examine the Grandval Bible, an exquisite example, copying a few lines to get a feel for the writing rhythm. Handouts for my version will guide you through the letterforms in detail. Exploring the visual impact of variations in weight will enhance our understanding.

As this is a book hand, let's focus on proportions for arrangement on a book page, and aim for enough information for you to be able to plan a little book to work towards as an end product!

Tools & Materials

- Layout paper
- Dip pens - various sizes perhaps from Mitchell 1 to 4, Brause 2.5 – 1
- Black ink
- Ruler, pencil, set square
- Computer/ laptop/tablet



This workshop has been rescheduled from one previously advertised.

This is due to the ongoing situation with the covid virus, which means that we are not able to hold in-person workshops.

To book a place on this workshop please use our usual booking form at the end of this newsletter.

Spaces are limited to 15 people.

You will need to have zoom installed on your computer/device to follow the demonstrations from Mary.

If you do not have a printer to print out the handouts, Helen may be able to send them to you or you can look at them online. Please give us plenty of notice if you need help with this.

If you have any further questions about attending a zoom class, please email Helen at hemgee22@gmail.com

Penmade Decorated Versals and Lombardic Capitals

with **Gerald Mynott**

Saturday 8th May, 2021

10am - 4pm

Venue: TBC

Cost £30 members / £35 non-members

This workshop will explore the development of versals from the early Roman, double penstroke construction with historical references from the Winchester Bible through to the more ornate and decorated Lombardic capitals of the 13th-15th centuries that can also be drawn, painted or gilded.

All students will be encouraged to form ideas towards a more contemporary flavour within pen-construction and layout.

Historical and modern examples will be provided by the tutor.

Materials List:

- W. Mitchell roundhand nibs and holders
- Inks, gouache paints (W&N)
- Finetec paints (optional)
- Ormaline gold size (optional)
- Transfer gold leaf (optional)
- Paint palettes
- Pencils, ruler, set square
- Eraser, masking tape
- Cut quills to the scale of No 4 Mitchell nib (optional)
- Cartridge paper
- Coloured papers
- Fabriano Artístico
- Vellum off-cuts (optional)



To book a place on this workshop, please use the booking form at the end of this newsletter or contact Irene
01273 888798

CLAS Certificate of Skills :Copperplate 2021/22

We are delighted to have Joy Daniels and David Simons to jointly teach our next CLAS Certificate of Skills in "Copperplate" We know this will be a popular course so book early to avoid disappointment.

Joy and David have sent us some info about themselves and a little bit about the course to whet your appetite.

Joy Daniels

My first introduction to calligraphy was a weekend course at the Bluecoat Chambers in Liverpool in 1979. I thought it was the best thing ever and have been completely hooked ever since. I'm mostly self-taught with a bit of help on the way.



My interest in lettering got me a job as a poster writer at a silkscreen printers in Northampton in the 1980s, when price tickets, posters and banners were hand written or hand painted. I became self-employed and worked for several companies, including painting banners at the Silverstone race track. I studied part time and gained a City & Guilds in signwork in London and also qualified as an adult education tutor. As computers took over the production of posters, I found small scale pen work writing names on certificates, invitations, envelopes and other calligraphic commissions. Happily, I could do this sort of work at home while bringing up two sons.

I've been doing pen lettering work ever since, as well as teaching calligraphy classes. I've always enjoyed making things by hand and like to incorporate cardmaking, little books, boxes and special keepsakes into my classes – to encourage students to create beautiful things with their

calligraphy.

I became especially interested in pointed pen calligraphy about 20 years ago and taught myself copperplate from Frederick Marns' book. I joined the CLAS Copperplate Special Interest Group and their Envelope Exchange and became great friends with Jim Linwood who started the group in 1995. Jim offered me some detailed postal critiques to help improve my writing and I was lucky to be able to take several classes with him. When the group needed a new leader, I put myself forward and ran the whole group for 15 years.

I like to further my study by attending other tutors' workshops whenever possible. I enjoy learning, and also teaching – and think I always will!

David Simons

I live in the Cotswolds and have had a passion for calligraphy all my life. I studied at Gloucestershire College of Art and Technology and in 1982 gained a Diploma in Graphic Design. I have been



involved in graphic design all my working life and the experience of producing balanced layouts has helped my skills as a calligrapher.

I am a member of The Calligraphy and Lettering Arts Society (CLAS), The Gloucestershire Lettering Arts Society (GLA), The Copperplate Special Interest Group (CSIG) and The Spencerian Study Group (SSG). I have gained an Intermediate Diploma in Calligraphy from CLAS and also the Certificate of Skills in Teaching Calligraphy. I am now an Accredited Tutor for CLAS and thoroughly enjoy teaching and promoting calligraphy, with particular emphasis on the pointed pen styles.

CLAS Certificate of Skills :Copperplate 2021/22

The course will run for a year and the dates we have for it are as follows:

Session 1 : June 19th 2021

Session 2 : September 18th 2021

Session 3 : January 15th 2022

Session 4 : April 9th 2022

Cost £200 Venues: TBC nearer the time

To book this course: **Please use the booking form at the end of this newsletter.**



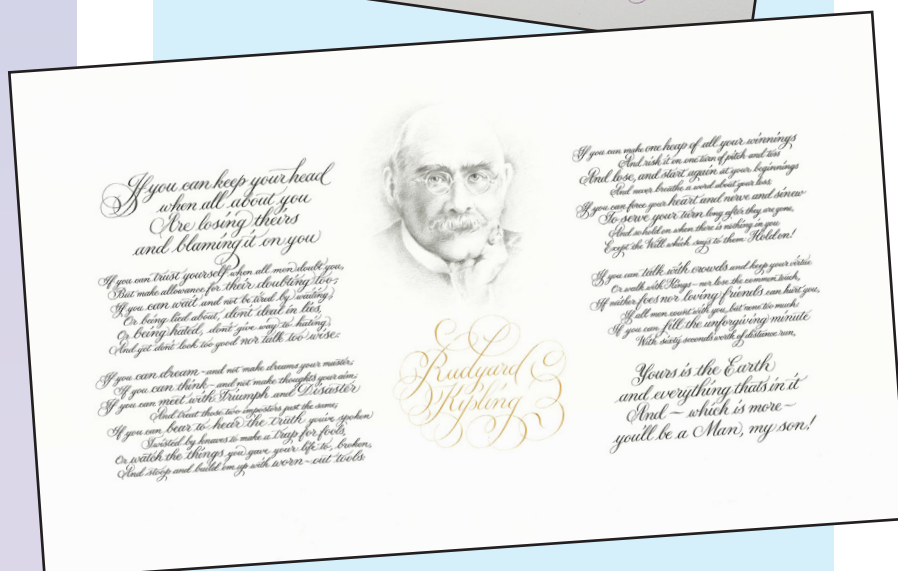
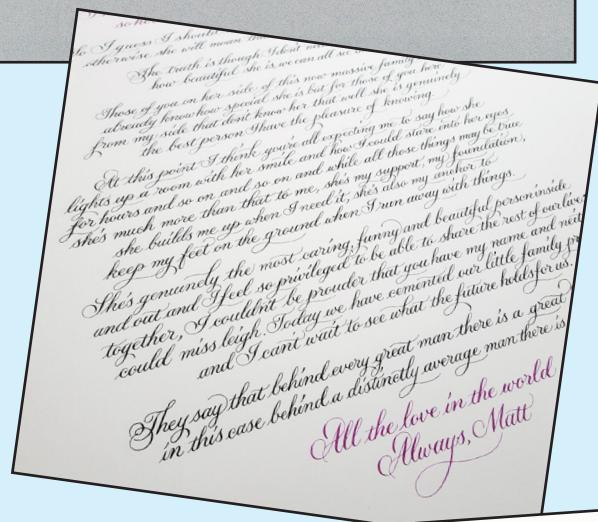
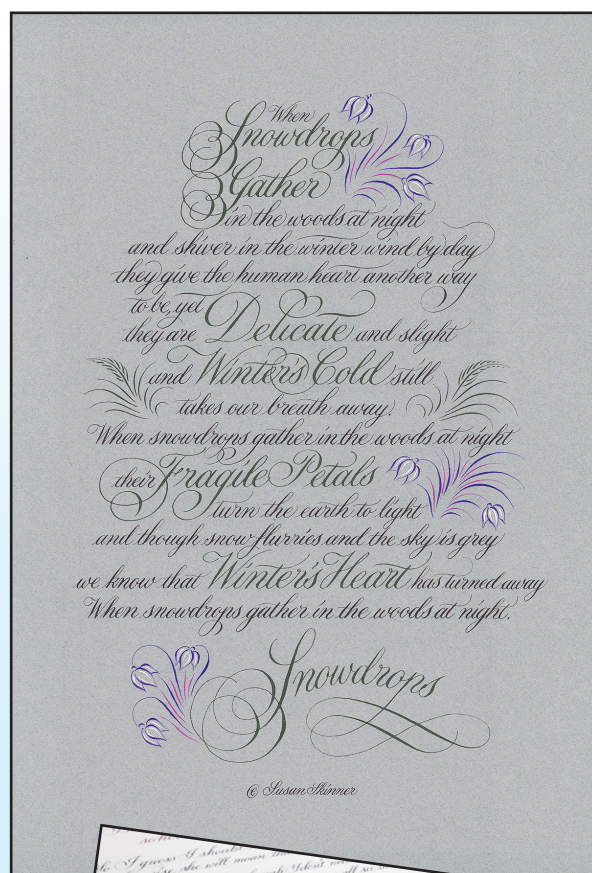
The first session begins with a brief introduction to the history and development of copperplate. Identifying the technique of 'pressure and release' by performing exercises with careful consideration to posture and rhythm. Learning the form of minuscules with analysis of basic strokes, entry/exit

strokes to join the letters.

The second session will study historical samples of majuscules and their relationship with the 'Line of Universal Beauty'. Experiment with alternative options whilst retaining the grace and legibility of the classic copperplate style and combine the use of majuscules and minuscules together.

Punctuation and numerals will be analysed in the third session. The alternative forms of numerals and their size in relation to the lettering and we will also explore the possibilities of writing copperplate in various sizes, weight and contrast.

The last session will analyse the characteristics of graceful flourishing and experiment to construct your own examples. Effective use of colour, including white/gold and layout consideration to effectively display the elegance of copperplate will also be covered.



Modern Gothic Capitals

with Julia Baxter

Saturday 10th July 2021

10am - 4pm

Venue: TBC

Cost £30 members / £35 non-members

An exploration day of the pen-written Gothic capitals, with all their flamboyance and character, that are perfect for modern Gothic.



We will play with their possibilities too, starting with some main styles and work towards adapting them to sit alongside modern Gothic miniscules.

Some experience of a basic Gothic hand would be helpful.

Materials to Bring:

- A3 Layout Pad
- Writing board, to work at a slant and large enough for A3.
- Usual calligraphy equipment
- Masking tape 1" width
- T-square (preferably 18")
- Black gouache paint with mixing pot and feeding brush
- White gouache paint (Permanent White if possible)
- White chalk pastel pencil
- A size 2.5mm Leonardt TAPE nib or equivalent
- Sizes smaller and larger nibs (ie. 1.5, 2, 3 and 4mm)
- Automatic pens if own already (large sizes like 3, 3A, 4 and 5)
- Black coloured paper, at least A3, a couple of sheets only

Optional extra handouts will be available to purchase on the day at a cost of 20p for A3 and 15p for A4 sheets.




**To book a place on this workshop,
please use the booking form at the
end of this newsletter or contact
Irene 01273 888798**

Back Page

Answers to Quiz on Page 6

1. Minuscules
2. 3 scripts - Egyptian hieroglyphs, Demotic and Greek



3. Donald Jackson's artwork
4. Historiated
5. 1921
6. 45 degrees
7. Hermann Zapf
8. Paleography



9. Coin designer Tim Noad
10. Textura Quadrata, Carolingian Minuscule, English Roundhand
11. Irene Wellington

Thank you to everyone who sent articles and photographs in for this newsletter.

The next newsletter will be sent out at the end of April 2021.
Please send any copy to Helen Gibbs:
email hemgee22@gmail.com

Copy can include: write ups of workshops, exhibitions, calligraphy projects and anything else you would like to share with the group.

Copy deadline April 15th, 2021

Your Committee

Chair: Cathy Stables
01243 782240

Secretary: Denyce Aresti

Bookings: Irene Willard

Newsletter/ Membership:

Helen Gibbs

Treasurer: Mariette Hardman

Committee Members:

Lynda Marsh

Jane Lee



Sussex Scribes

CLAS Certificate of Skills - Copperplate

Booking Form 2021/22

I would like to book a place on the CLAS Certificate of Skills - Copperplate 21/22

Course tutors: Joy Daniels and David Simons

Course dates: June 19th & September 4th (2021), January 15th & April 9th (2022)

The total cost of this course for members of Sussex Scribes is £200 which must be paid in full by April 30th 2021. *(Please note, your booking is not complete until we have received your payment. Cheques can be dated April 30th, 2021).*

I enclose a cheque for £200/£220* or I have paid by BACS*

**please underline payment method*

Sussex Scribes sort code 20-20-65 Account number: 53122093

Your contact details:

Name _____

Telephone _____

Email _____

Tick box if you would like a receipt by email (sorry but we do not send these by post) ☐

Send this completed form with your cheque to:

Irene Willard, "COHUNU", 2-B, Benfield Way, Portslade, BN41 2DA

Contact Irene on 01273 888798 or by email: i.willard@uwclub.net

We anticipate that this course will be popular so you may want to contact Irene to see if the course is full before you sign up for it. We will be able to put your name on a waiting list if this is the case.

I have read and understood the terms and conditions ☐ (see right)

Sussex Scribes

Terms and Conditions

For the CLAS Certificate in Skills - Copperplate 2021/22

Members of Sussex Scribes will have priority booking for this course and should try to book their place by February 28th, 2021. After this date, and if there are places available, the course will be opened up to non-members.

The cost for non-members will be £220.

NB. Only when the booking form and payments have been received will your booking be complete and a place reserved fully for you.

If paying by bank transfer, please use your name and CLAS as reference eg "PennyWriterCLAS"

Cancellations:

To cancel your booking please notify the bookings officer (Irene) before April 30th, 2021. Your booking fee will then be refunded in full.

If you have to cancel your booking after April 30th, 2021, you will only have your fee refunded if we are able to fill your place from our waiting list.

In the event of Sussex Scribes cancelling this course due to covid-19, your fee will be refunded in full.

Sussex Scribes

Workshop Booking Form

Please use this form to book any of our workshops in 2021 except the CLAS Certificate of Skills.

I would like to book a place on the following workshop:

Name of workshop _____

Date of workshop _____

I enclose a cheque or I have paid by bank transfer *(please indicate which)* for the whole cost of the workshop.

NB. Please date your cheque two weeks before the date of the workshop

Payment by Bank Transfer. Our bank details are as follows:

account number 53122093 and sort code 20-20-65

Please use your surname and the month of the workshop to identify the payment eg "SmithAugust21"

Your contact details:

Name _____

Telephone _____

Email _____

Tick box if you would like a receipt by email *(sorry but we do not send these by post)* ☐

Send the completed form with your cheque to:

Irene Willard, "COHUNU", 2-B, Benfield Way, Portslade, BN41 2DA

or send this info to Irene by email : i.willard@uwclub.net

You may also contact Irene on 01273 888798 to see if the class is full. We may be able to put your name on a waiting list.

Terms and Conditions

For workshops in 2021

To secure a place on one of our workshops please use the booking form on the left, which is included with each newsletter and sent to the membership on a quarterly rotation.

We welcome guests and non-members to our workshops and they should also use the booking form. Priority will be given to members if demand is high for a particular workshop.

Only when the booking form and payment has been received will your booking be complete and a place reserved for you.

If paying by bank transfer, please send confirmation of the BACS payment with the booking form.

Cancellations:

To cancel your booking please notify the bookings officer (Irene) at least one month in advance of the workshop. Your booking fee will then and only then be refunded in full.

If you have to cancel your booking less than one month before the workshop date, Sussex Scribes can only refund you in full if your place can be filled from the waiting list.

If Sussex Scribes have to cancel a workshop due to Covid-19, your fee will be refunded in full.