



SUSSEXSCRIBES

Newsletter January 2020

Dear Members,

January 31st 2020 is a very significant day in our country's history. Everyone has a different view as to the best way forward but one relevant thing for calligraphers is the introduction on the 31st of the new Brexit 50p coin, which has calligraphy on the reverse side with a positive statement. If nothing else, you can appreciate the lettering!



If you have any time during the long winter evenings, you could set yourself the task of creating a calligraphic birthday card which will be judged at the AGM in October and there may be a prize. The group will be 30 years old!

We are also planning another exhibition at Arundel Cathedral this year so please do think about entering something.

January is a good time to design your Christmas card! Mine has to wait until mid December, when I'm in the mood and have a hundred other things that I should be doing!

Enjoy the workshops lined up for 2020 and I hope to see you at one of them.

Cathy Stables, Chair

Exhibition Time

Sussex Scribes are planning a group exhibition for August 2020.

The exhibition will coincide with The Arundel Art Trail and the venue is Arundel Cathedral.

This year, there will be no theme so you can enter whatever you like but there will be a size limit of A3 maximum.

Dates and more info about submitting your work to follow.



Competition Time

Make a Birthday Card for Sussex Scribes and Win a Prize!

Sussex Scribes is 30 years old and we would like to celebrate with a fabulous display of birthday cards at our AGM this October. All you have to do is design a card and bring it along on the day or post it to one of the committee members. More details to follow.

Member's Pages

Capital Letters

The Society of Scribes and Illuminators have renamed their "Lay Members Day" to "Capital Letters". Perhaps that should be CAPITAL LETTERS!

The Kings College Campus at The Strand in London is booked for Saturday May 16th this year and you can now buy your tickets for this exciting event on the SSI website.

There will be speakers, exhibitions, demonstrations and stalls with calligraphic supplies. Tickets are only £20 and you could also volunteer to help on the day. Sounds fun.

www.calligraphyonline.org

CLAS AGM

Another big day out is the CLAS AGM on March 7th. A new venue for this year is the Regent University London at Regents Park. The speaker this year is Tim Noad and there will be an exhibition and stalls and demonstrations to keep you entertained throughout the day. This is for CLAS members but non-members can go as a guest. Tickets cost £17 from CLAS website at www.clas.co.uk


Membership of CLAS costs £40 per year and gives you a hefty discount on their Summer Festival.

Also on their website is the shop which sells useful but hard-to-get stuff for calligraphy. I bought some sandarac from there and had a very speedy service from them. Worth having a look at.

Do you have work in an exhibition? Have you read a great book about calligraphy recently? Been to a workshop other than Sussex Scribes? Tell us about it here!

You can also ask a technical question and we will find a panel of experts to answer it for you.

Please send copy to Helen:
hemgee22@gmail.com



Example of Ben Shahn lettering

Courses and Workshops with Ewan Clayton in Brighton

March 21-22 Carolingian Miniscules
September 8-11 The Calligraphy of J.R.R. Tolkien. More details on his website at www.ewanclayton.co.uk

I once did a Ben Shahn workshop with Ewan which was fabulous. Very informative and creative. Happy to say we have Marion McKenzie coming in June with the same topic and I shall definitely be going again as it is such a fun lettering style. Helen G (see page 8)

Love It!

Sign up for a free online newsletter from Patricia Lovett. Just go to her website at www.patricialovett.com and enter your email address to subscribe.

The newsletter is sent out roughly once a month and includes lots of interesting links to articles particularly about heritage crafts and medieval illumination.

You will also be kept up to date with the author's workshops and lectures and there is sometimes a special prize giveaway.

World Calligraphy Conference

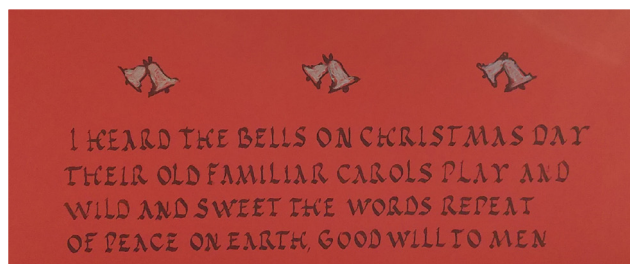
Keep an eye out for reports from this exciting event which is to be held in Slovenia at the end of June.

The conference is called "Write Right Now" and offers a wide range of workshops including some aimed at beginners so there is something for everyone.

There is a snazzy website so even if you cannot attend, you can dream. And they have an instagram feed. I am sure our group Facebook friend, Denyce will keep up to date with any photos that emerge from the event in the summer. www.skriptorij.org

Members Pages


Christmas Cards 2019



Carole Bailey

Thank you to everyone who sent in pictures of their Christmas cards for 2019. I am sorry I didn't have room for everyone's.

Can't wait to see the group birthday cards...



Patti Griffiths



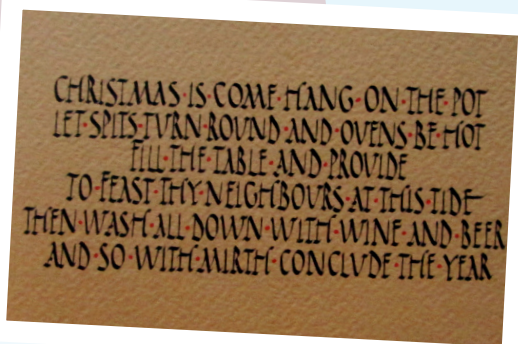
Suzi Faber



Dianne Heddy



Cathy Stables



Mariette Hardman



Verity Adams



Irene Willard



Jane Lee

Workshop Review

November 2019



3D Cut Paper Lettering "Plus" with Jan Pickett

Saturday, 16th November 2019

Venue: Heene Road Community
Centre, Worthing

This workshop was great fun. Our teacher, Jan Pickett, was enthusiastic and encouraging and this rubbed off on all of the group and helped us achieve our individual projects throughout the day. I really liked how she turned our cries of "can't do" into "can't do yet" reminding us that many things can be achieved with practice.

We worked through a series of techniques starting with simple stencil letter shapes and soon learnt the importance of "pathways to safety" as these design elements would hold the work together.

Then we looked at silhouette letters and these seemed to be easier to get our heads around what to cut away and what to leave!

Jan gave us timely demonstrations, which showed us ways to develop our designs – layering, sculpting and adding gold dots for sparkle and glamour.

At the end of the day we had all been given an inspiring set of techniques to play with. Now to put them into practice.

Helen Gibbs



This workshop is part of a four-day course and unfortunately it is not possible to book as a separate workshop.

Colour & Texture 4

with Jan Mehigan

February 8th, 2020

Broadwater Baptist Church

Dominion Road, Worthing, BN14 8JL

10am-4pm

Colour and Textural Effects

In the last session we will be experimenting with painted backgrounds and wonderful textural effects.

We will use mixed media, watercolour, FW inks, acrylic paint and Plaka, crayons, pastels, different pencils, gold metals and powders, stencils, cling film, rollers, masking fluid and texture mediums to produce a plethora of exciting background finishes.



Tools and Materials To Bring:

- A selection of calligraphy tools to include large pens such as automatic or coit pens, ruling pen, small pens
- Scissors, craft knife, rule and pencil.
- A selection of paints: watercolour, gouache, acrylic paints, Daler Rowney FW inks plus two or three pots of Plaka.
- One or two of the following: watercolour pencils, soft Conte pastel, oil pastel
- Masking tape and 3M magic tape
- Small paint roller
- A small jar of metal powder (such as Trocol gold or silver)
- One large square edged brush (Dalon 88 series 0 or 1")
- Two or three paint brushes, No 7 or 8, with which to paint or mix colour.
- Wiggins Teape butterfly tape
- Mixing palette
- Small natural sponge, cotton wool, kitchen roll
- Several water and mixing pots
- Paper - one sheet each of: hotpressed paper, cold pressed paper and rough. Each of these should be 90lb (190gsm) or preferably 140lb (300gsm). Choose from Saunders Waterford, Arches, Bockingford or Cotman.
- Notebook
- Hairdryer



Workshop

March 2020

Cursive Italic

with **Gaynor Goffe**


Saturday 28th March, 2020

Venue: Broadwater Baptist Church,
Dominion Road, Worthing, BN14 8JL
Cost £25 members / £30 non-members

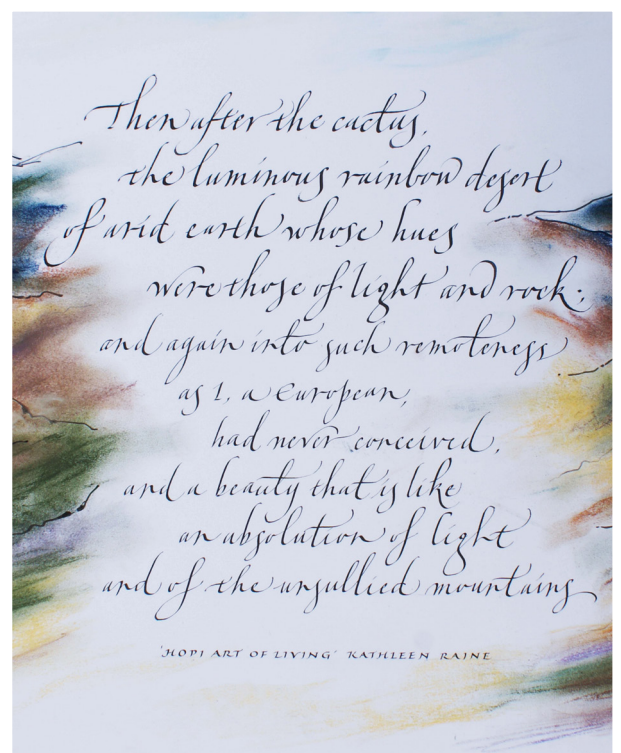

This course will cover checking basic italic, then going through led exercises to encourage flow, then doing basic joined italic, moving on to joined italic variations, all at your own pace.

Usual Tools and Materials:

- Range of nib sizes especially 2mm
- Pelikan 4001 black ink or Rousy black ink from Scribblers, or Sumi ink.
- A3 cartridge that gives a crisp line eg Winsor & Newton any weight
- HB pencil, ruler, glue stick, scissors, water pot, board etc



To book a place on this workshop, please use the booking form at the end of this newsletter or contact Irene 01273 888798



Penmade Decorated Versals and Lombardic Capitals

with **Gerald Mynott**

Saturday 9th May, 2020

Venue: Broadwater Baptist Church,
Dominion Road, Worthing, BN14 8JL

Cost £25 members / £30 non-members

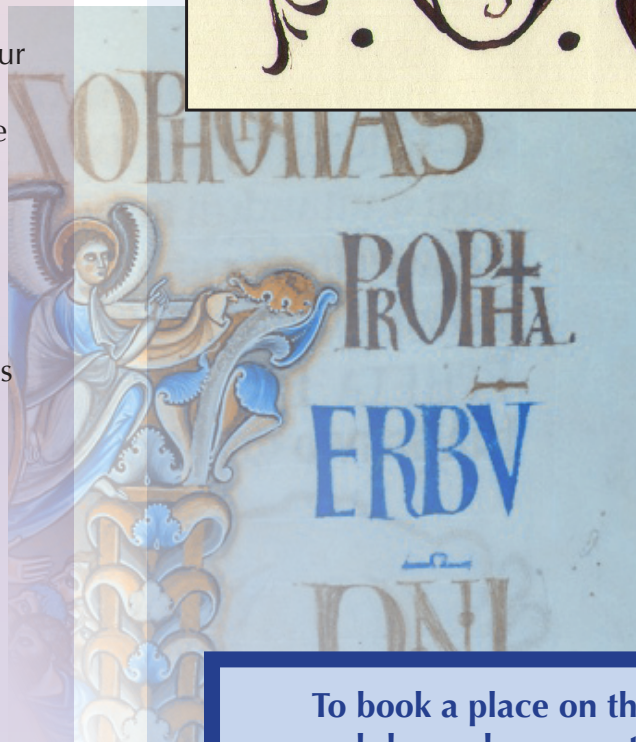
This workshop will explore the development of versals from the early Roman, double penstroke construction with historical references from the Winchester Bible through to the more ornate and decorated Lombardic capitals of the 13th-15th centuries that can also be drawn, painted or gilded.

All students will be encouraged to form ideas towards a more contemporary flavour within pen-construction and layout.

Historical and modern examples will be provided by the tutor.

Materials List:

- W. Mitchell roundhand nibs and holders
- Inks, gouache paints (W&N)
- Finetec paints (optional)
- Ormaline gold size (optional)
- Transfer gold leaf (optional)
- Paint palettes
- Pencils, ruler, set square
- Eraser, masking tape
- Cut quills to the scale of No 4 Mitchell nib (optional)
- Cartridge paper
- Coloured papers
- Fabriano Artistic
- Vellum off-cuts (optional)



To book a place on this
workshop, please use the
booking form at the end of this
newsletter or contact Irene
01273 888798

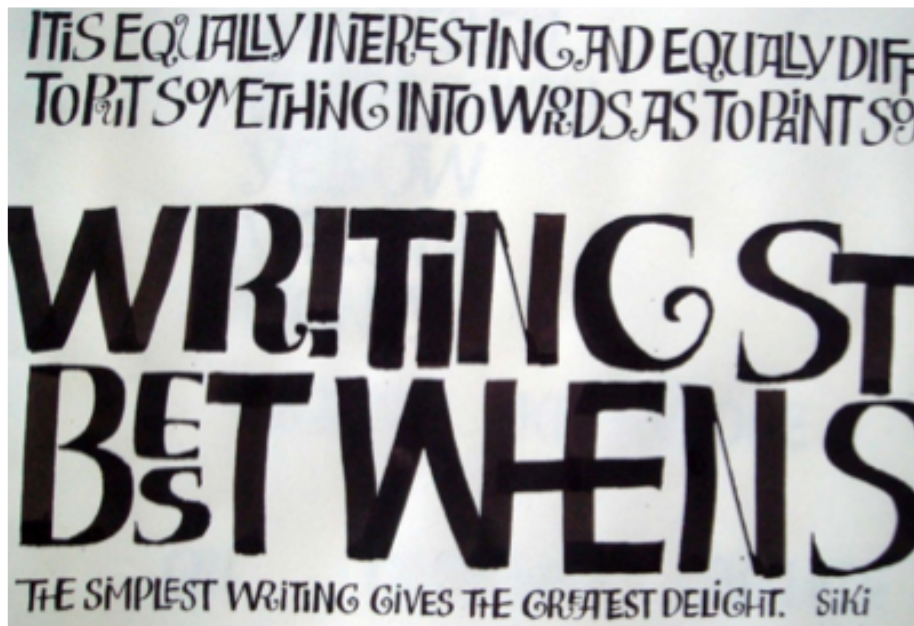
Ben Shahn Lettering with Marion McKenzie Saturday June 6th, 2020

Venue: Broadwater Baptist Church,
Dominion Road, Worthing, BN14 8JL
Cost £25 members / £30 non-members

Suitable for all levels.

Materials to Bring:

- Usual calligraphy equipment including ruler.
- Board for writing on (not essential)
- Plenty of practice paper and a couple of pieces of better (watercolour or heavy cartridge)
- Ink and/or colours of your choice
- Nibs: not smaller than No 4 Mitchell or equivalent and not larger than a speedball C3 or No 1 Mitchell. Just bring a variety.
- Some quotes of short and medium length.



Ben Shahn (1898-1969) was an American painter, printmaker, educator and commercial artist. There are many examples of his lettering on the internet. In 1963 he published a book called "Love and Joy About Letters" which describes the influences that drove his individual style.

To book a place on this workshop, please use the booking form at the end of this newsletter or contact Irene 01273 888798

Modern Gothic Capitals with Julia Baxter Saturday 11th July 2020

Venue: Broadwater Baptist Church,
Dominion Road, Worthing, BN14 8JL

Cost £25 members / £30 non-members

An exploration day of the pen-written Gothic capitals, with all their flamboyance and character, that are perfect for modern Gothic.



We will play with their possibilities too, starting with some main styles and work towards adapting them to sit alongside modern Gothic miniscules.

Some experience of a basic Gothic hand would be helpful.

Materials to Bring:

- A3 Layout Pad
- Writing board, to work at a slant and large enough for A3.
- Usual calligraphy equipment
- Masking tape 1" width
- T-square (preferably 18")
- Black gouache paint with mixing pot and feeding brush
- White gouache paint (Permanent White if possible)
- White chalk pastel pencil
- A size 2.5mm Leonardt TAPE nib or equivalent
- Sizes smaller and larger nibs (ie. 1.5, 2, 3 and 4mm)
- Automatic pens if own already (large sizes like 3, 3A, 4 and 5)
- Black coloured paper, at least A3, a couple of sheets only

Optional extra handouts will be available to purchase on the day at a cost of 20p for A3 and 15p for A4 sheets.



To book a place on this workshop,
please use the booking form at the
end of this newsletter or contact
Irene 01273 888798

Case Binding with Helen Gibbs Saturday 15th August, 2020

Venue: Heene Community centre
122 Heene Road, Worthing, BN11 4PL

Cost £25 members / £30 non-members

In this workshop we will make two versions of the case binding. This is a conventional hard-cover binding style which can be adapted for books with a small or large number of pages. There are many variations which we will look at and consider how they can be used for our calligraphic projects.

Paper for the pages will be supplied for students to purchase on the day. For one book we will use a cartridge paper and for the other we will use Zerkal, 120 gsm. The charge for these materials will not be more than £5. The books you make would be great to use as sketch books to practise your lettering in!

• Students are encouraged to bring some paper to use for covers which they have either decorated themselves or bought ready to use eg - marbled, calligraphic patterns, paste wash etc. This cover paper should be about 150gsm.

If you have other covering materials or paper for pages that you would like to try please do bring along to the workshop.



Equipment and Materials to Bring:

- Cutting mat (at least A4), bonefolder, kraft knife with spare blades, metal ruler, set square if your cutting mat does not have a grid on it, pricker*, pricking cradle*, sharp pencil, paper knife*, bookbinders needle* and waxed linen thread*
- PVA glue with glue brush and scrap magazine to glue up on
- Paper for endpapers: something like Canson 165gsm, at least A3 but bigger is better. One or two sheets depending on size. (NB. do not keep rolled up for longer than is necessary)
- Grey board - 2mm thick: 2 pieces of A3 or equivalent. The backs of old sketch books are ideal.
- Two pressing boards and a weight. Boards should be about A4 size, ply or MDF and the weight can be a small brick wrapped up - about 2 kg in weight or heavier if you can!

* Helen will bring spares if you don't already have any of these.

To book a place on this workshop,
please use the booking form at the
end of this newsletter or contact
Irene 01273 888798

Copperplate Weekend

with Eleanor Winters

September 26th and 27th, 2020

10am - 4pm

Cost: £50 members/£60 non-members

Venue for both days:

Heene Road Community Centre,
122 Heene Road, Worthing,
BN11 4PL

For students with some familiarity with Copperplate letterforms and the pointed pen, this workshop provides some answers to the question, "What next?".

The class will include a brief but intensive review of the basics, with an emphasis on improving skills such as consistency in shape and weight of the letters, as well as spacing. This will be followed by letter variations (both minuscules and capitals), as well as an introduction to copperplate flourishing.

MATERIALS TO BRING

- Copperplate penholder
- Nikko G or Tachikawa G nibs (or your preferred CP nibs)
- Non-waterproof black ink, such as Higgins Eternal
- Layout paper, i.e., any calligraphy practice paper through which you can see guide lines
- Water container & cloth or paper towels
- Tracing paper (a few sheets)
- Masking tape
- Ruler
- Pencils (H, HB, or the equivalent)
- Eraser
- Pencil sharpener
- Guide lines, if you have any

*Jenny Kissed me when we met;
Jumping from the chair she sat in;
Time, you thief, who love to get
Sweets into your list, put that in!
Say I'm weary, say I'm old;
Say that health and wealth have missed me,
Say I'm growing old, but add:
Jenny Kissed me.*
J.H. Leigh Hunt, 1833

*Season of mists and mellow fruitfulness,
Close bosom-friend of the maturing sun;
Conspiring with him how to load and bless
With fruit the vines that round the thatch-eaves run;
To bend with apples the moss'd cottage-trees,
And fill all fruit with ripeness to the core;
To swell the gourd, and plump the hazel shells
With a sweet kernel; to set budding more,
And still more, later flowers for the bees,
Until they think warm days will never cease;
For Summer has o'erbrimm'd their clammy cells.*

John Keats To Autumn, 1819

This workshop is now fully booked and has a waiting list. If you would like to be added to the waiting list please contact Irene 01273 888798.

Back Page

Sussex Scribes

Programme of Workshops for 2020

Details of all our workshops can be found on our website at www.sussexscribes.co.uk

Feb 8th

Colour 4 with Jan Mehigan

March 28th

Cursive Italic with Gaynor Goffe

May 9th

Decorated Versals with Gerald Mynott

June 6th

Ben Shahn Lettering with Marion McKenzie

July 11th

Gothic Capitals with Julia Baxter

August 8th

Bookbinding with Helen Gibbs

Sep 26/27th

Copperplate with Eleanor Winters

Oct 31st

AGM with Jan Pickett

Nov 28th

Gold Christmas with Jan Mehigan

For workshop bookings and enquiries please use the booking form included with this newsletter or contact Irene Willard 01273 888798.

Sussex Scribes run a letter and birthday card exchange. To join this small but beautiful group please contact Helen (hemgee22@gmail.com) or Suzi (suzifaber@outlook.com)

www.sussexscribes.co.uk

Thank you to everyone who sent articles and photographs in for this newsletter.

The next newsletter will be sent out at the end of April 2020.
Please send any copy to Helen Gibbs:
email hemgee22@gmail.com

Copy can include: write ups of workshops, exhibitions and anything else you would like to share with the group.

Copy deadline April 15th, 2020

Your Committee

Chair: Cathy Stables
01243 782240

Vice Chair: Janice Simmonds

Secretary: Denyce Aresti

Bookings: Irene Willard

Newsletter/ Membership:
Helen Gibbs

Treasurer: Mariette Hardman

Committee Members:
Lynda Marsh

Sussex Scribes

Find us on Facebook

