



# SUSSEXSCRIBES

## Newsletter May 2015

Dear Members

I hope this letter finds you busily working on something for the Regional Day later in the year. We are co-hosting this event with South Hampshire Scribes at Chichester College and it would be lovely if all our members were able to put some work into Sussex Scribes exhibition on the day.

There will also be a display of individual decorated Roman Capitals so please consider designing a letter to add to it. As you will see from information about the day there will be a Roman theme.

A number of members of Sussex Scribes and I went to the CLAS AGM recently at the British Library and it was great to see pieces of calligraphy entered into the Art and the Letter Exhibition from members of the group. The entries are included in this newsletter. Well done to everyone who entered and especially to Janice

Simmonds (committee member), who won two prizes for her beautiful piece of Illumination. One was for 'Most Exquisite' and the other for 'Members Choice'. (pictured centre)

It is with regret that Susan Skinner, committee member, has decided to stand down from the committee. Thank you for all you have done for

Sussex Scribes over the years, Susan. We will miss your input, enthusiasm and help.

If you feel able to give up a small amount of time and join Sussex Scribes committee please let me know. We would welcome your contribution and if you have any suggestions for future workshops, let me know.

We have had some very interesting workshops this year already and our workshops in May and July will be well worth attending. They will be taught by two exciting tutors Josie Brown – 'Design and How to Set Words Down' and Sue Smith – 'Texture and Rhythm', and there are still places available if you are able to come. They will help you to create some inspirational pieces for the exhibition in October.

Hope you have a great Summer,

Cathy Stables, Chairperson



Earlier in the year the Sussex Scribes committee thought it would be appropriate to make a donation to the Pines Day Centre - the venue we use for our workshops. The facility is just great for us and the fee they charge is modest. We received this reply:

*On behalf of all the staff and customers at the Pines I would like to thank you for your kind donation of £50 to our Amenity Fund. It was kind of you to support the Pines and the money will be spent to benefit all the customers.*

*Dympna Mines, Manager*

**Clas Regional Day**  
**3rd October 2015**

**Book your tickets now!**  
**See booking form with this newsletter**  
**or visit [www.clas.co.uk](http://www.clas.co.uk)**

# Workshop May 2015

## “Design and How to Set Words Down”

Tutor: Josie Brown

Saturday May 16th, 10am - 4pm

Cost £20 members, £25 non-members


Venue: Pines Day Centre, Worthing

This is a highly interactive workshop combining an in depth consideration of traditional design guidelines with an overview of practices from other cultures, to support our customary design process.

Several paired and group activities, together with discussion and an exchange of ideas will help to inform and develop a fresh approach to calligraphic creations.

We will explore how to branch away from the ordinary and into the realms of the unexpected, as well as questioning our starting points for interpretation.

You won't have a wonderful piece of work to take home, but you should leave with a more innovative or different approach to design.



Josie Brown

To book a place on this and any of our other workshops in 2015 (except CLAS), please use the workshop booking form included with this newsletter

### Materials List for Josie's Workshop

Please bring your usual calligraphic equipment including:

- Layout or cartridge paper
- Scissors or craft knife, metal ruler and cutting mat
- Stick glue (Pritt or equivalent)
- Colour pencils
- 2 or 3 colours in either gouache or watercolour
- A range of nib sizes or various other tools you like to write with
- An open mind!

## Workshop Programme for the rest of 2015

May 16th

**Design and How to Set Words Down with Josie Brown**

June 20th

**CLAS Certificate Part 2**

July 18th

**Texture and Rhythm with Sue Smith**

September 19th

**AGM with Guest Speaker Peter Amos**

October 17th

**CLAS Certificate Part 3**

November 21st

**Printing Christmas Cards with Mary Kay Stephens**

**more info at**

**[www.sussexscribes.co.uk](http://www.sussexscribes.co.uk)**



# Workshop July 2015

## "Texture and Rhythm - Caligraphic Knitting"

Tutor: Sue Smith

Saturday July 18th, 10am - 4pm

Cost £20 members, £25 non-members

Venue: Pines Day Centre, Worthing

This workshop will look at ways of developing texture in calligraphy by experimenting with different rhythms and layers and using a variety of tools.

Participants ideally should have a good working knowledge of at least one script, both majuscules and minuscules, though it would be possible to do this workshop using only handwriting if necessary.

There are two options for this day and you may choose which version you do. The first option is to work on a small origami book, to produce a variety of sample textures for future use in calligraphic pieces.

The second option would be to produce fewer experiments with a view to using them to work towards a finished piece.

In either case it will be very unlikely that a completed piece will result from the day but participants should have plenty of ideas and examples to enable them to finish at home. The two photos show an as yet unbound book of the type of textures you will produce.

**To book this workshop please use the form included with this newsletter.**



### Materials and Equipment

Usual calligraphy equipment - though a board is not really necessary.

Soft and hard pencils, ruler, off cuts for measuring strips.

A variety of pens, nib sizes, pointed pen nibs, cola pen/ruling pen, automatic pens/parallel pens, gel pen/biro.

Any other mark making tool you may have.

A good quality black ink, water pots, mixing brush and palette

1 full sized sheet of decent quality water colour paper - hot press and 185 - 200 gms.

Spare paper/layout for trials

#### Option 1: Origami Book

Paper scissors or knife and cutting mat

#### Option 2: Broadsheet + Samples

Same single sheet of full sized watercolour paper c. 200 gms hot press but before you come to the workshop please halve this - fold across the short length and cut/tear to give you two pieces of paper. One half should then be stretched flat onto a board and allowed to dry. Bring it with you ready prepared still on the board. You will use the other half to make the sample textures prior to working on the stretched paper.

Tracing paper

Couple of colours of gouache

Old toothbrush, large soft brush for washes.

Those taking this option will prepare a background at the start of the day to begin work on later.

Please don't buy any extras just be prepared to share!





# CLAS AGM 2015 - and a lot more!

What a fantastic day out. My abiding impression is one of friendliness and the buzz in the air of people with a common interest – passion even – communicating, talking, discussing, exchanging ideas and opinions.

The AGM was conducted with humour and speed, each item given due weight and consideration without becoming too bogged down and dull. Excellent chairmanship.

The exhibition was amazing, the skill shown awesome and the range of materials used thought-provoking, not only different papers and textures but fabric, wood, bark, metal etc.

It was a shame there weren't more beginners' exhibits but we're all so self-critical that by the time we have a piece fit to exhibit we're no longer beginners!




One small criticism – some of the exhibits were displayed so low down that the comments – which were constructive – were hard to read (especially with varifocals!).

There were displays and demonstrations, advice on diplomas, stalls selling calligraphy materials, CLAS mementos and lots more!

The lecture in the afternoon was interesting, if a little too long.

My thanks to Lynda Marsh who offered to travel with me when she heard that I didn't know the way to the British Library and was daunted by the Underground. Her companionship on the journey and meeting other members of our group made a great day out even more special.

*Joyce Johnson*



*Some of the work on show from members of Sussex Scribes - pictured from top to bottom and left to right:*

*Lynda Marsh,  
Teresa Stephens,  
Di Ponting,  
Chris Aldred,  
Nicola Smith*



We looked forward to this years meeting, hoping to be inspired by all exhibits' that are on show in "Art and the Letter".

There were many ideas to be absorbed, and whatever your ability there was something on display that you could relate to and think “I could have a go at that”. It is a shame that sometimes there is not enough room to stand and stare, or time to admire.

It was a pleasure to watch Jan Pickett making letters that were vibrant, giving us ideas on how to use colour and pattern.

Also Lin Kerr's books, were delightful, and some were tiny master pieces.

Anne Crossingham



## Workshop Reviews



# Card Making Workshop

## with Sylvie Gokulsking

March 21st, 2015

The day started and none of us knew just what we were in for, but what a surprise. Sylvie had meticulously cut out for each person on the course 12 individual samples of the cards we were going to make. All of them “cut outs” combined with folds. The sample cards included a house, a robot, a boat, cut away and standout letters, a monster, duck, basic slit cards, plus a double slit card and many, many more.

After talking us through her many samples, we were left to play and what fun everyone had. The cards made by everyone and the ideas that people had were just amazing. One cut out card, 12 people, so 12 individual cards all based on the same theme. The ideas and cards that were produced you would not even think of.

One day was just not enough to experiment with the 12 designs Sylvie gave us all. So thank you Sylvie you were a true inspiration.

*Irene Willard*

## CLAS Cetificate of Skills Part 1: Roman Capitals

## Tutor: Gaynor Goffe

February 21st, 2015

The thought of majuscules has always made me apprehensive, and the awe-inspiring precision of the Trajan Column inscription enough to make ones hand tremble.

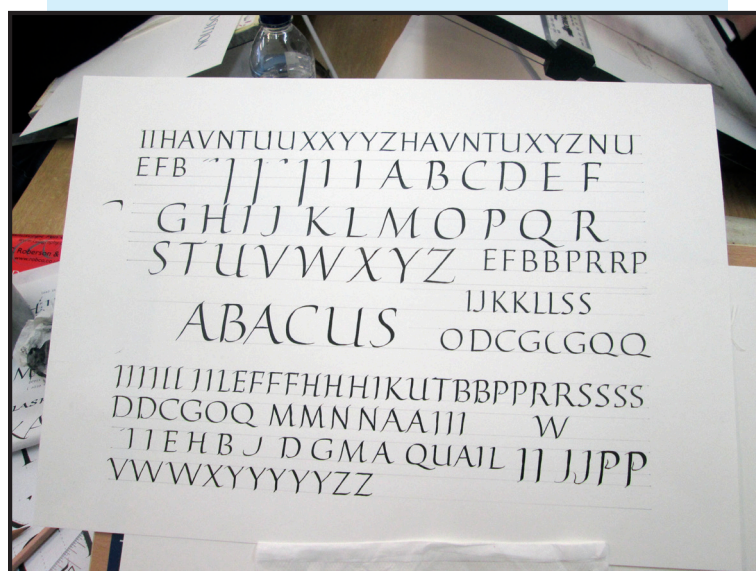
However the clarity and gentleness of Gaynor's teaching brought a sense of greater understanding to the Roman Capitals. Form, groupings and aesthetics came into play with spacings as each of us at our different levels "stayed with the square and remembered the circle".

Lettering became more refined. The harmonious atmosphere of deep concentration was punctuated here and there by murmurings as Gaynor visited us each in turn several times over. One has to develop a feel for the script as well as an eye.

All too soon the day came to a natural end as we found ourselves packing up - already? Homework aside, I greatly look forward to our next session, the second of four over a year, with this gifted tutor.

*Jill Baldwin*

**The next CLAS workshop will be on June 20th**





# Back Page

## Exhibitions

Are you showing your work in an exhibition this summer? Let us know and we will advertise it in the newsletter.

### Chichester Art Trail 2015

**May 2nd, 3rd, 4th, & 9th, 10th**

**An exhibition of work by Cathy Stables.**

Featuring calligraphy, lettering, heraldry, gilding and illustration on paper and vellum using traditional and contemporary styles and techniques.

The exhibition is on for a limited time so do try to see it if you can.

**Unity Studios  
St James Industrial Estate  
Westhampnett Road,  
Chichester  
PO19 7JU**

*St James Industrial Estate is on the right heading east from the city centre towards Sainsburys.*

[www.cathystables.com](http://www.cathystables.com)

## Summer Schools

### 21st Festival of Calligraphy, Malvern

August 14th - 20th,  
details and booking form on the CLAS website  
[www.clas.co.uk](http://www.clas.co.uk)

### Calligraphy, Heraldic Art and Manuscript Illumination

Villiers Park Educational Trust Summer School  
with Gerald Mynott  
August 13th - 19th  
*see brochure attached to this newsletter*

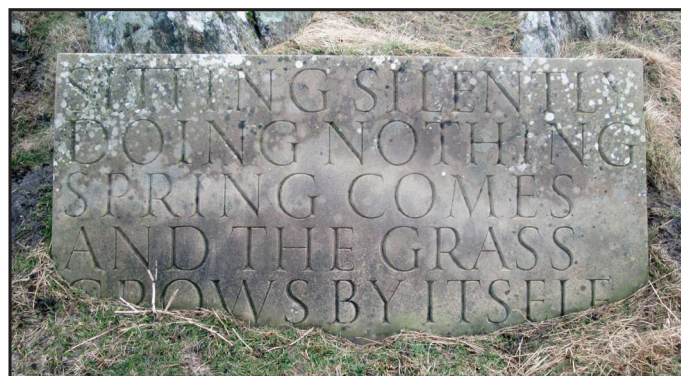
## Sussex Scribes has a Facebook page!

Members can post pictures of their work, ask for advice and share information with other members such as exhibitions, books you have read or workshops you know about.



We will keep the page updated with details of workshops and other calligraphy news.

This is now an open group page - you only need a Facebook log in to see it.



## Committee

**Chair:**

**Cathy Stables 01243 782240**

**Treasurer /Membership:**

**Dianne Heddy 01273 699587**

**Secretary: Denyce Aresti**

**Programme: Suzi Faber**

**Bookings: Irene Willard**

**Newsletter: Helen Gibbs**

**Committee Members:**

**Janice Simmonds**

*The next newsletter will be sent out in the Summer. Please send copy to Helen Gibbs by email to [hemgee@ntlworld.com](mailto:hemgee@ntlworld.com). Copy can include: write ups of any workshops you have been to, exhibitions you have visited and indeed anything else you would like to share that you think will be of interest to other scribes. Copy deadline July 15th, 2015*

[www.sussexscribes.co.uk](http://www.sussexscribes.co.uk)